

Supplementary Online Content

Schaffer AL, Buckley NA, Cairns R, Pearson S. Comparison of prescribing patterns before and after implementation of a national policy to reduce inappropriate alprazolam prescribing in Australia. *JAMA Netw Open*. 2019;2(9):e19111590 doi:10.1001/jamanetworkopen.2019.11590

eFigure 1. Proportion of All Dispensings by Tablets Dispensed by Month

eFigure 2. Proportion of All Dispensings by Total Combined Strength of All Tablets Dispensed by Month

eFigure 3. Proportion of All Dispensings by Tablets Dispensed to People Initiating a New Treatment Episode By Quarter

eFigure 4. Proportion of All Dispensings by Total Combined Strength of All Tablets Dispensed to People Initiating a New Treatment Episode By Quarter

eFigure 5. Dispensing of Benzodiazepines by Month

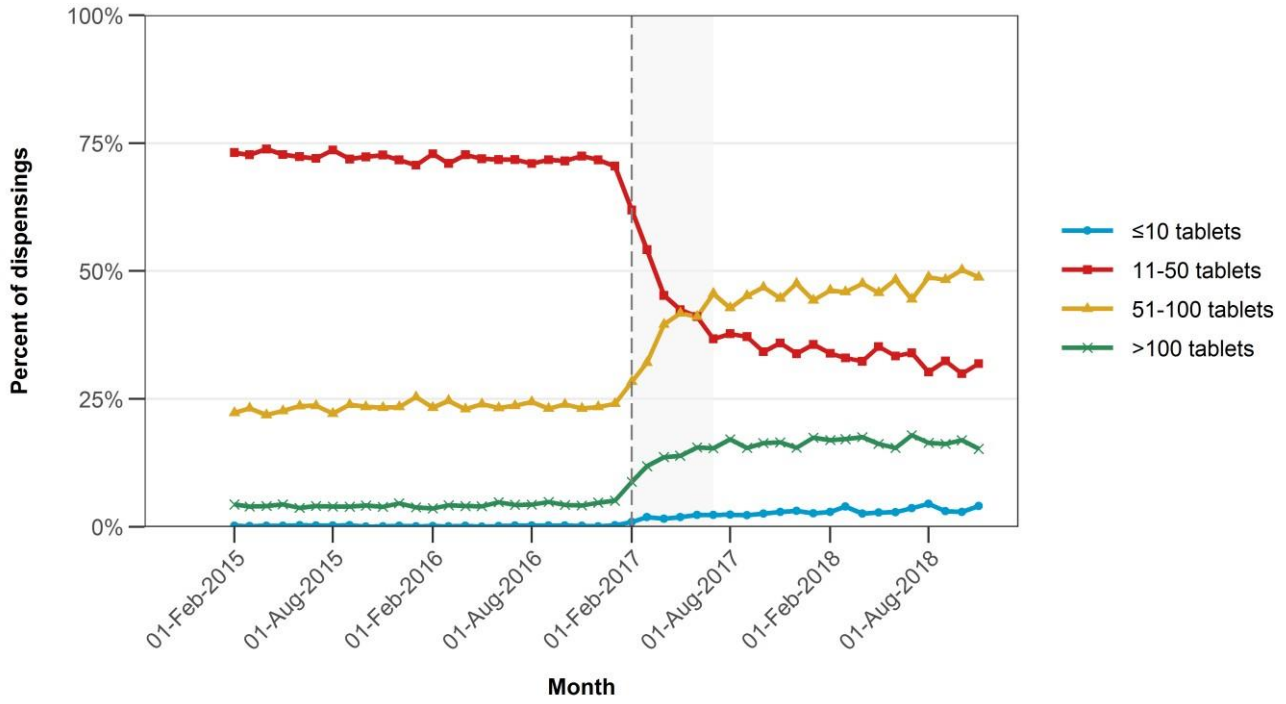
eTable 1. Change in Monthly Dispensings of Benzodiazepines After Changes to Alprazolam Subsidy Estimated Using Autoregressive Models

eFigure 6. All Prescribing Approvals Excluding Alprazolam by Month

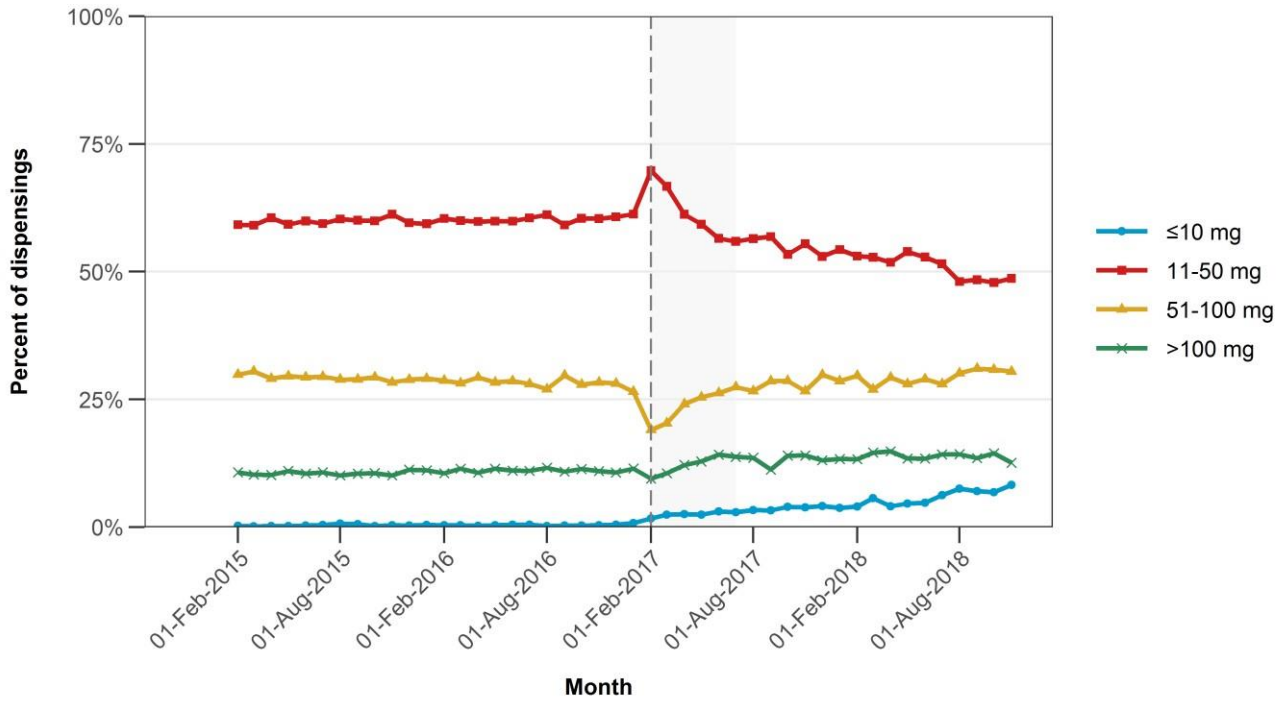
eTable 2. Change in Monthly Total Prescribing Approvals Excluding Alprazolam After Changes To Alprazolam Subsidy Estimated Using Autoregressive Models

This supplementary material has been provided by the authors to give readers additional information about their work.

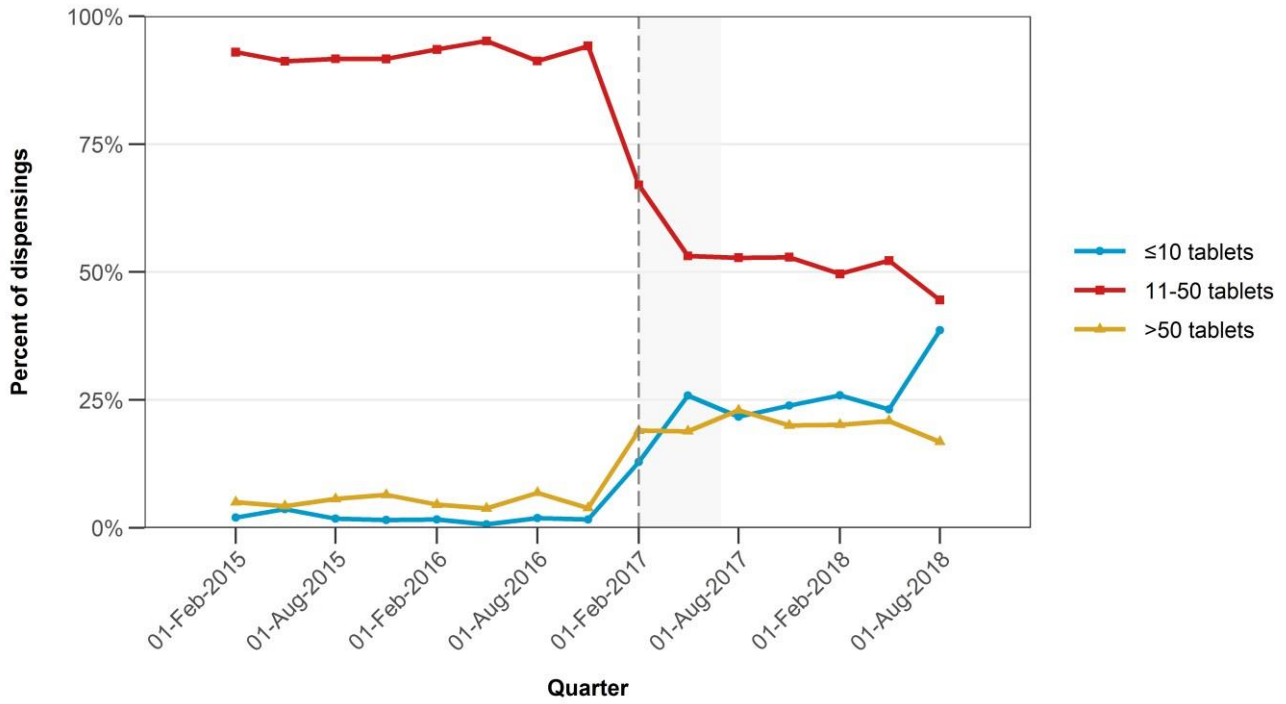
eFigure 1. Proportion of All Dispensings by Tablets Dispensed by Month



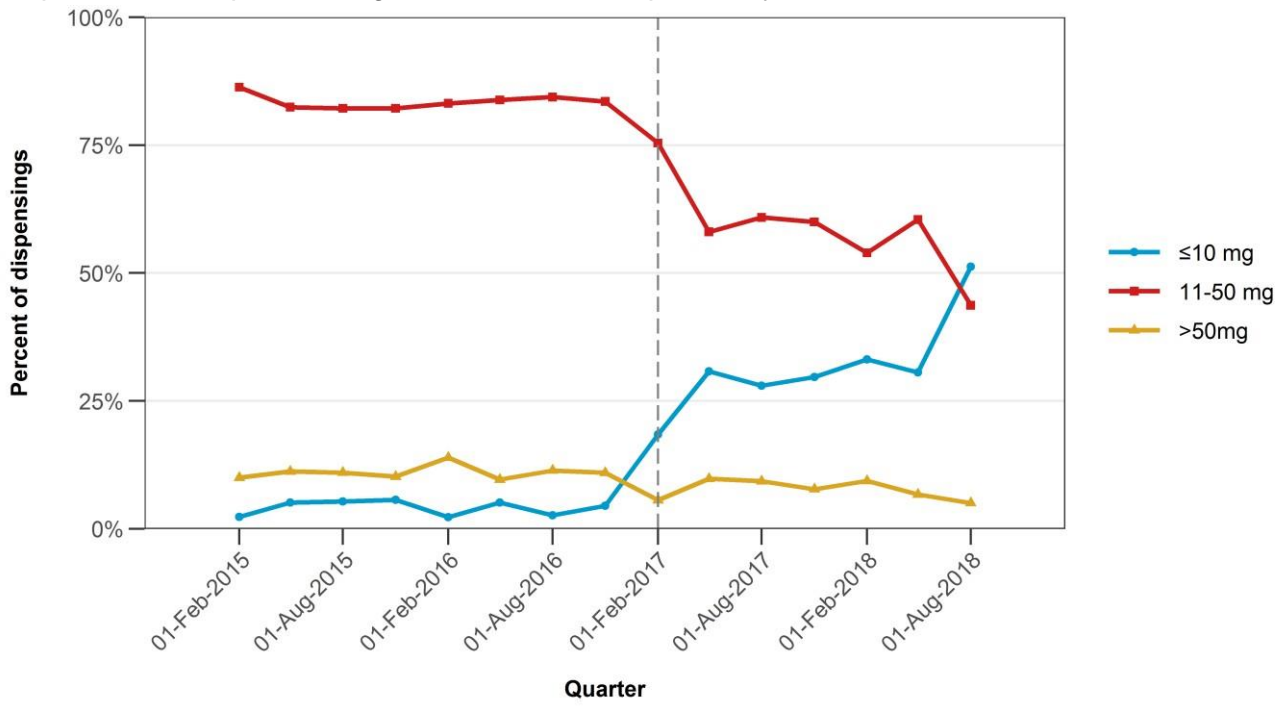
eFigure 2. Proportion of All Dispensings by Total Combined Strength of All Tablets Dispensed by Month



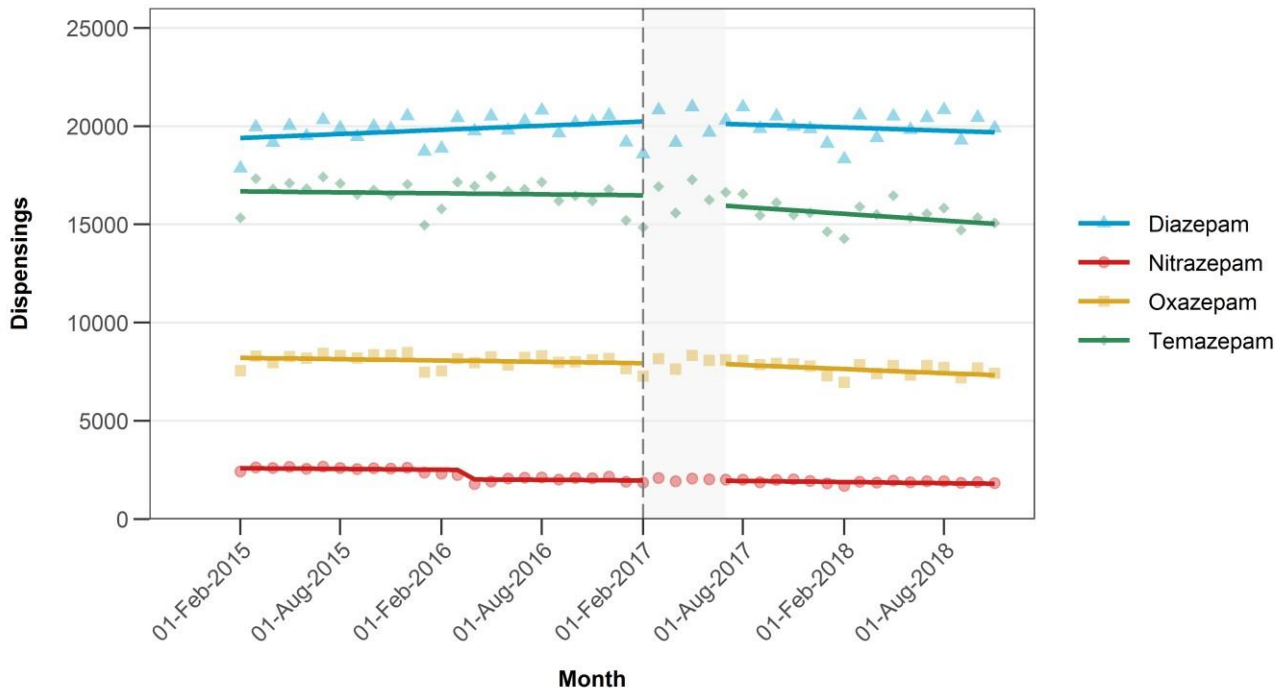
eFigure 3. Proportion of All Dispensings by Tablets Dispensed to People Initiating a New Treatment Episode By Quarter



eFigure 4. Proportion of All Dispensings by Total Combined Strength of All Tablets Dispensed to People Initiating a New Treatment Episode By Quarter



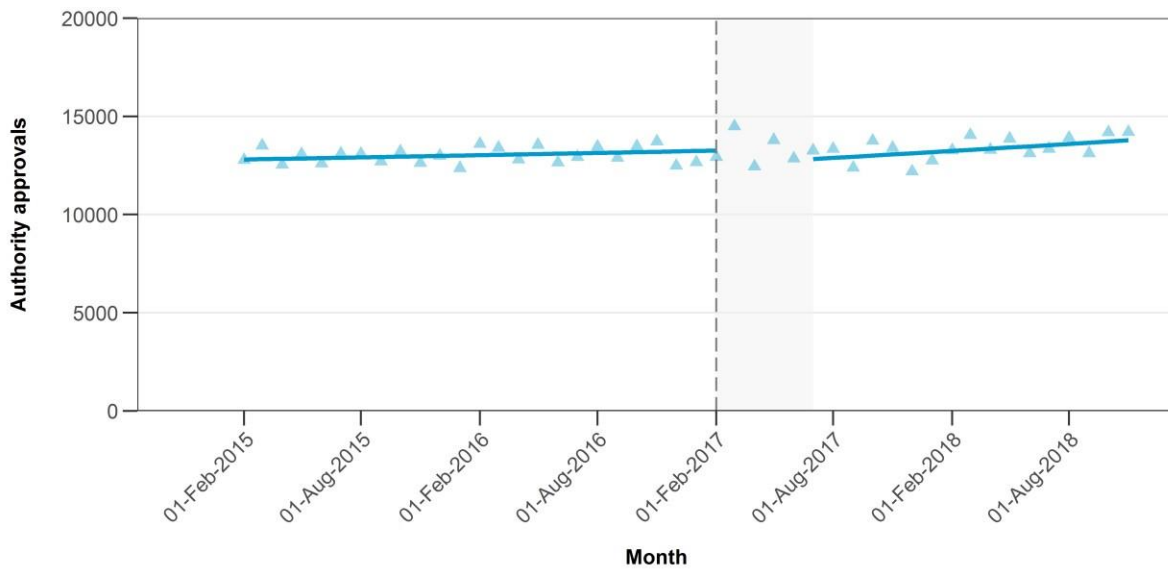
eFigure 5. Dispensing of Benzodiazepines by Month



eTable 1. Change in Monthly Dispensings of Benzodiazepines After Changes to Alprazolam Subsidy Estimated Using Autoregressive Models

	Diazepam		Nitrazepam		Oxazepam		Temazepam	
	Estimate	95% CI	Estimate	95% CI	Estimate	95% CI	Estimate	95% CI
Monthly baseline trend	0.2%	0.1%, 0.3%	-0.3%	-0.8%, 0.3%	-0.1%	-0.2, -0.1%	-0.1%	-0.1%, 0.0%
Level shift after subsidy change	-1.4%	-3.5%, 0.6%	0.6%	-7.4%, 9.3%	0.1%	-1.5%, 1.6%	-3.0%	-4.5%, -1.5%
Change in monthly trend	-0.3%	-0.5%, -0.2%	-0.3%	-1.1%, 0.6%	-0.3%	-0.4%, -0.2%	-0.3%	-0.4%, -0.2%

eFigure 6. All Prescribing Approvals Excluding Alprazolam by Month



eTable 2. Change in Monthly Total Prescribing Approvals Excluding Alprazolam After Changes To Alprazolam Subsidy Estimated Using Autoregressive Models

Prescribing approvals, excluding alprazolam		
	Estimate	95% CI
Monthly baseline trend	0.2%	0.1%, 0.3%
Level shift after subsidy change	-1.4%	-3.5%, 0.6%
Change in monthly trend	-0.3%	-0.5%, -0.2%